

Redmond Middle School Report – 2016-17

10055 166th Ave NE, Redmond, WA 98052
425-936-2440 | rms.lwsd.org



Principal: Jon Young
Associate Principals: Drew Williams, Karen Belshaw
Mascot: Grizzlies
Colors: Red, White and Black

of students, October 2016: 994
of teachers: 56
Teachers with at least a Master's Degree: 58.9%
Unexcused absence rate: 0.3%

District Mission

Each student will graduate prepared to lead a rewarding, responsible life as a contributing member of our community and greater society.

School Mission

Through school-wide collective commitments in a rigorous learning environment, Redmond Middle School students are prepared for the challenges and rewards of high school, future educational opportunities, the global workplace, and personal life.

School Funding

District General Fund Budget: \$318.4 million
District Per Pupil Expenditure: \$10,766 per pupil
Building Budget for this school: \$129,960

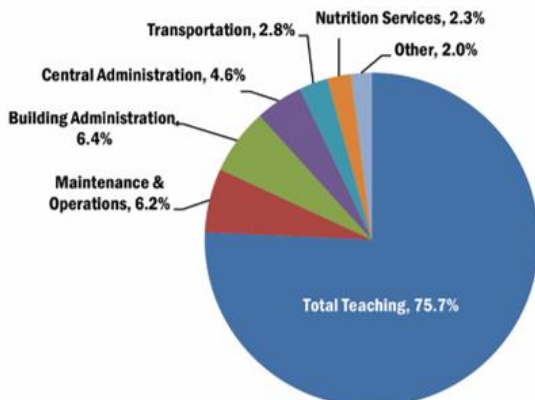
School Description

We are proud of the programs and opportunities we have at Redmond Middle School for students. We have robust ASB and leadership programs. Our ASB is committed to increasing student voice and participation throughout our school. We offer a high quality music program that gives students opportunities to compete as well as perform throughout the year. We have high participation in all our sports programs. Each year we have diverse club offerings, which are completely driven by student interest.

We have interventions in place to help students who need extra help or time to do work such as our After-School Study Hour and PACE time. Our parent support through PTSA is excellent and responsive to all our needs. Finally, we have a caring and hard-working staff committed to helping students achieve.

2016-17 District Expenditures

Where does the money go?

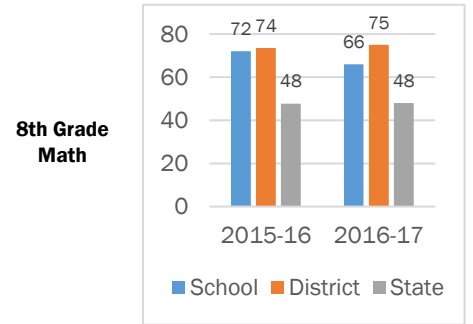
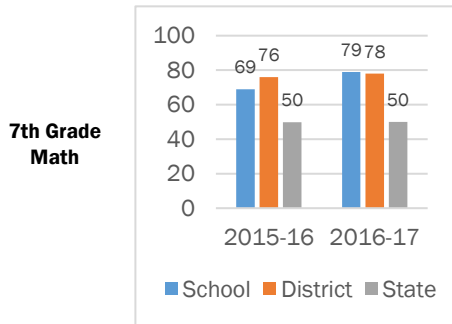
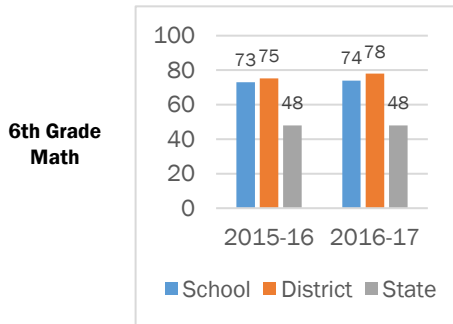
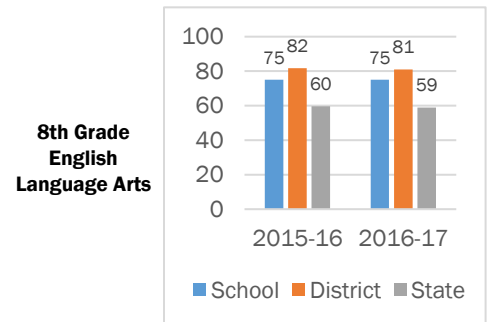
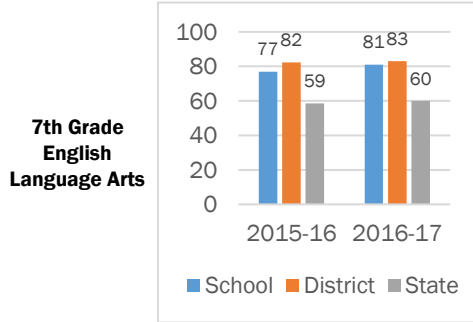
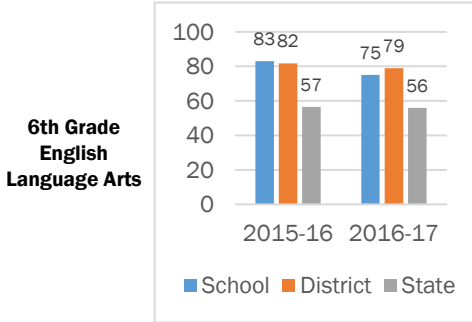


2016-17 School Goals

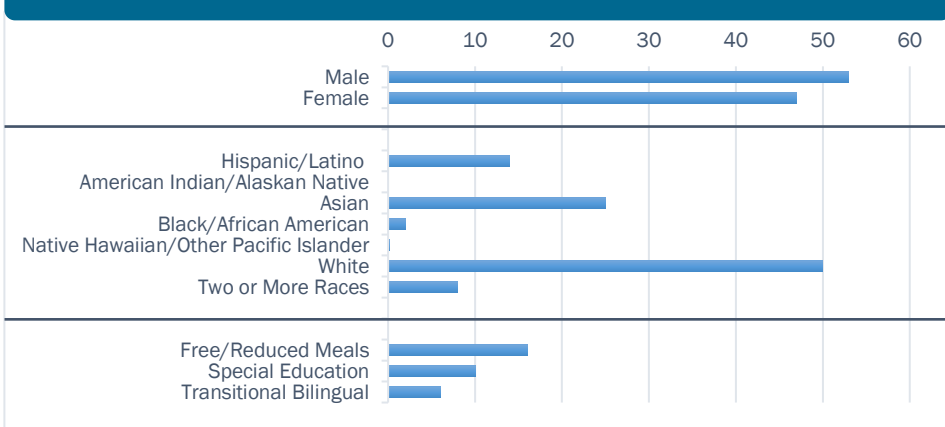
- Grades 6-8 English Language Arts (ELA): 80% will meet or exceed standard
- Grades 6-8 Math: 76% will meet or exceed standard
- Grade 8 Science: 81% will meet or exceed standard
- Achievement gap: Increase the number of free/reduced lunch students who meet or exceed standard on the math SBA from 36% - 50%
- College & Career Readiness: Prepare 7th grade students to have 100% enrolled in either algebra or geometry in their 8th grade year
- School Effectiveness: Improve family engagement by participating in the National PTA School of Excellence program
- Attendance: Provide education for staff/parents in understanding what anxiety looks like and how to mitigate the effects to reduce lost school/classroom time for students suffering from anxiety
- Discipline: Develop systems and procedures to decrease the number of school suspensions for Hispanic and Special Education male students for physical aggression and willful disobedience

State Assessment Results

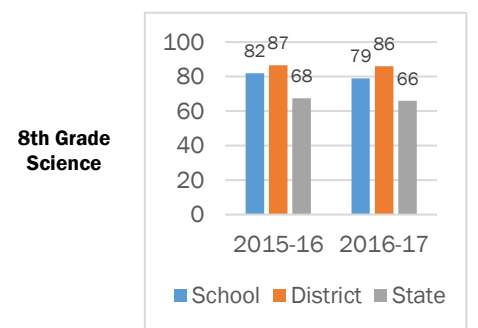
Smarter Balanced Assessment (SBA)



Student Demographics



Measurements of Student Progress (MSP)



To view state test scores by demographic group, please visit: <http://reportcard.ospi.k12.wa.us>. Select Lake Washington School District, then elect the school.

School Building

Our school facilities are available for public use by contacting our school office.

Building Condition Assessment: Good

The Building Condition Assessment represents an overall permanent building condition assessment. It is conducted by a third party in accordance with the state's Asset Preservation Program.

Invitation to Participate

Goal 5 in the district's Strategic Plan is to "Engage our Communities." Families and community members are encouraged to participate in our school. Volunteers are trained and work in a variety of positions. To get involved, call our school office.

Accountability of School Performance

Met Participation Goal for ELA: Yes
Met Participation Goal for Math: Yes